

LAW ENFORCEMENT TRANSPORTS



Prisoner Transports

Four Sizes Available

International and Ford-Cab and Chassis

Specifications

Passenger Capacity.....	10-40 passengers
Length.....	22 ft., 30 ft., 35 ft., and 38 ft.
Width.....	96" to 102"
Height.....	9' 4", 9' 6", and 10' 4"
Weight.....	9,300 lbs., 13,200 lbs., 19,200 lbs., 19,800 lbs.
Fuel	Gas and Diesel engines, 55-65 gal. fuel tank

Features

- Steel cage construction with aluminum exterior skin.
- Solid re-enforced aluminum interior walls, doors, ceilings and bulkhead.
- Diamond plate floor.
- From 68,000 to 165,000 BTU roof mounted A/C systems.
- Prisoner seats are injected molded, reinforced ABS plastic with Jig welded frames, seat drain holes, anti-vandal inserts with Kevlar and available shackle rings.
- Custom, segregated seating area configurations.
- Custom paint, logos and decals.

Personnel Transports

Hummer H2*

Vehicle Configuration.....	6 and 8 door
Passenger Capacity.....	9 in 6 door, 12 in 8 door
Wheelbase.....	169" and 213.5"
Length w/spare tire.....	243" and 287.5"
Width w/mirrors.....	97"
Height.....	78"

International and Ford-Cab and Chassis

Passenger Capacity.....	10-40 passengers
Length.....	22 ft., 30 ft., 35 ft., and 38 ft.
Width.....	96" to 102"
Height.....	9' 4", 9' 6", and 10' 4"
Weight.....	9,300 lbs., 13,200 lbs., 19,200 lbs., 19,800 lbs.

*Available armored to IAC Level 5
Information subject to change



Gateway Coachworks, Inc.

239-561-4116

4331 Veronica S. Shoemaker Blvd. Suite 16
Fort Myers, Florida 33916

www.gatewaycoachworks.com • rickfugitt@gatewaycoachworks.com



Separate Containment Areas



Rear Exterior Camera



30 Prisoner Bus



Rear Storage Area with Retractable Step



Left: From Exterior Door, Front Containment Door

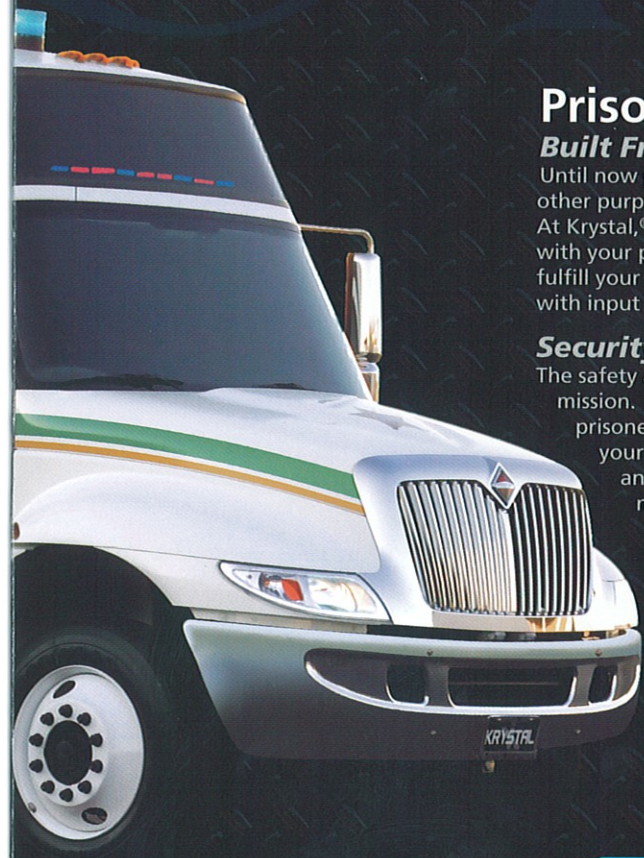
Middle: From Exterior Door, High Security Containment Area

Right: Driver Access Door to Rear with High Security Containment Area Closed



Interior Sp

STAIL



Prisoner Transports

Built From the Ground Up


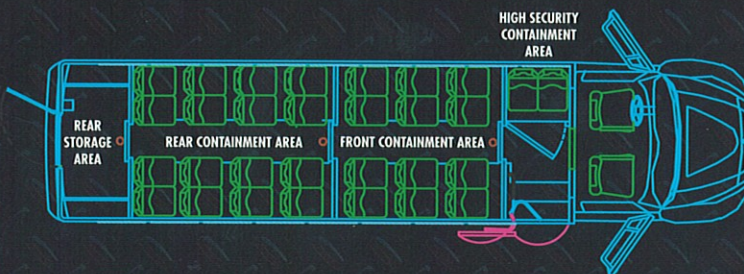
Until now prisoner transportation buses were built for other purposes, then retrofitted to transport prisoners. At Krystal,[®] we build our transports from the ground up, with your purpose and budget in mind. Our transports fulfill your demanding needs because they were designed with input from Law Enforcement Professionals.

Security, Flexibility and Comfort

The safety and security of all passengers is our primary mission. Flexibility is also "key" when transporting prisoners, so we offer sizes and configurations to fit your specific needs. Each transport provides secure and completely segregated areas; as many as you need and wherever you need them.

Designed For You

Krystal Enterprises is a world leader in manufacturing of specialty vehicles, with world class design and production capabilities. Before designing these transport vehicles, we went to the experts...you, Law Enforcement Professionals. The result, a new and revolutionary transport.



Digital Surveillance System

Personnel Transports

If you need to transport personnel, take a look at our 6 and 8 door Hummers[®] or a specially designed Personnel Transport Coach with capacities from 10 to 40 passengers.

A few of the benefits to our innovative designs are: Increased safety, passenger capacity, comfort, storage space and ease of entry and exit. Whether you need to transport a S.W.A.T. Team, a Search and Rescue Team, or any other quick response unit, our personnel transports are built specifically to get them there like never before.



6-Door Hummer Transport



Coach Transport